

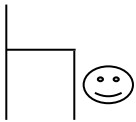
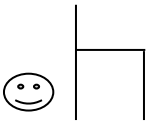


Name \_\_\_\_\_

### Near and Far Data Collection Worksheet

## Rubric for Student Data Collection

Category	1 Needs Improvement	2 Satisfactory	3 Excellent
Correct location of 8 stuffed animals	Student has 0-2 of the animals drawn in the correct position.	The student has 3-5 animals drawn in the correct position.	Student has drawn 6-8 of the animals in the correct position.

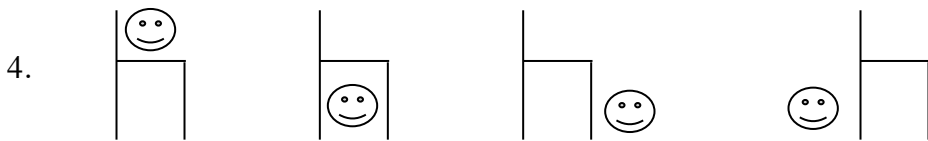
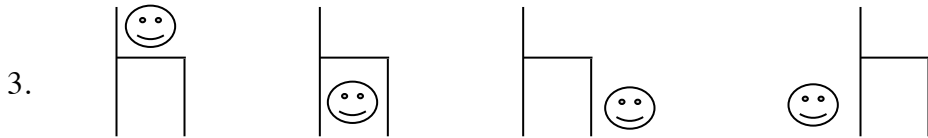
## Oral Instructions for Quiz

Read the following italicized instructions to students.

1. *Write your name on your paper.*
2. *Put your finger on the number one. See the pictures next to the number one? Draw an x on the picture that shows the smile face **over** the chair. Check to be sure the students have understood instructions before going on to the next one.*
3. *Put your finger on the number two. See the pictures next to the number two? Put an x on the picture that shows the smile face **behind** the chair.*
4. *Put your finger on the number three. See the pictures next to the number three Put an x on the picture that shows the smile face **in front of** the chair.*
5. *Put your finger on the number four. See the pictures next to the number four? Put an x on the picture that shows the smile face **under** the chair.*
6. *Now put your finger on the number five. These pictures are different. Put your finger on the sun. Check to see that the students know which one is the sun. Put your finger on the heart. Check to see that students have put their finger on the correct picture. Now put your finger on the smile face. Put an x on the picture that is **near** the smile face.*

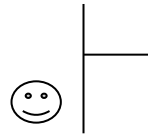
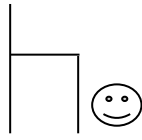

Name \_\_\_\_\_

### Near and Far Quiz

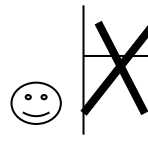
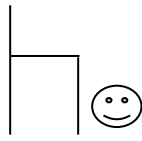




# Near and Far Answer Key

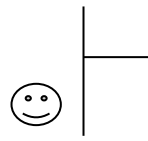



1.



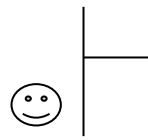


2.



3.



4.



5.



