

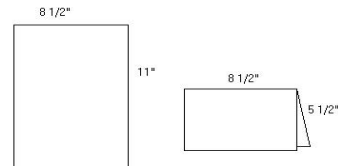
Burrito Book Directions

Materials:

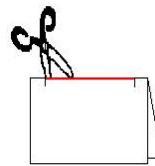
- 2 sheets of 8 1/2" x 11" paper
- scissors
- ruler

Directions:


1. Put papers together vertically.
2. Fold the sheets of paper in half, top to bottom



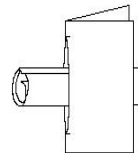
3. Separate the outside paper from the other folded sheet and put the crease at the top. Measure 1" from the left and 1" from the right side along the crease and mark with a pencil.
4. Place scissors at 1" mark and cut off the very edge of the fold, stopping at the other 1" mark (important: only remove a *sliver* of paper). Set this paper aside.



5. On the other sheet of paper again measure and mark 1" from the right and left sides along the crease.
6. Place scissors on edge of paper on the crease and cut from the edge of the paper to the 1" mark on both sides.



7. Unfold this paper and roll it up horizontally (the cuts will be in the center of the roll).
8. Insert this roll halfway into the slit in the first sheet. Unroll the papers so that the cuts fit together. Fold the paper. This should make a book with 8 pages.



https://www.youtube.com/watch?v=4o_UIUkZzyE
www.teachertreasures.com/burrito_book.html

Assignment

Page number 1 is the title page with your name.

Pages 2, 3, 4, and 5 are ideas to help the environment and use of vocabulary words learned.

Page 6 is your commitment to help the environment – I will conserve natural resources by.....

Page 7 is the parent's signature

Scoring Guide

1. Booklet will include the following:

___a. Page 1 Title – **What We Can Do!** (2 points)

___b. Pages 2-5 include 4 pictures and words that relate to the list from class work and include at least one of the vocabulary words: **recycle, natural resources, conserve**. (4 points for each page)

___c. Page 6 has a personal commitment to help the environment. **I will conserve natural resources by.....** (4 points)

___d. Page 7 Booklet has been shown to a parent and received a parent signature. (2 points)

Total points: 24

* Examples of helping the environment might include:

1. Recycling
2. Saving water
3. Walking and riding bikes
4. Saving electricity
5. Saving paper
6. Making compost
7. Not littering

Dear Parents,

We have just completed a lesson on recycling including things students can do to help the environment. We have read aloud a book called *Michael Recycle* by Ellie Bethel. After discussing the story and thinking about how to help the environment, your child created a booklet. For homework this week, please have your child share the booklet with you and discuss how they can help the environment. Please sign the last page of the booklet to confirm your child has completed the assignment. Your additional comments are always welcome.

Thank you

Dear Parents,

We have just completed a lesson on recycling including things students can do to help the environment. We have read aloud a book called *Michael Recycle* by Ellie Bethel. After discussing the story and thinking about how to help the environment, your child created a booklet. For homework this week, please have your child share the booklet with you and discuss how they can help the environment. Please sign the last page of the booklet to confirm your child has completed the assignment. Your additional comments are always welcome.

Thank you