

Name: _____

What Are the Levels of Government? Reading Guide

What are the three levels of government identified on page 4?

--	--	--

What are some of the duties for each of these levels of government?

--	--	--

In the fact box on page 7, it shows how many governments we have in each level.
Write the number for each level of government in the correct box below.

--	--	--

What does the word district mean? _____

What level of government manages school districts? _____

Who is the leader for each level of government?

--	--	--

Bonus Question: Are there any other levels of government that you can identify?

What Are the Levels of Government?

Reading Guide **Answer Key**

What are the three levels of government identified on page 4?

Local	State	Federal
--------------	--------------	----------------

What are some of the duties for each of these levels of government?

runs schools, police stations, fire stations, hospitals, city buses, libraries, parks, groups to keep city clean and safe, regulates city taxes	works on projects for the whole state like building roads and bridges, creating state laws and state disaster plans, regulating state taxes	works on projects for the whole country like printing our money, delivering our mail, leading our military, regulating taxes
--	--	---

In the fact box on page 7, it shows us how many governments we have for each level. Write the number for each level of government in the correct box below.

about 90,000	50	1
---------------------	-----------	----------

What does the word district mean? **an area or community**

What level of government manages school districts? **local**

Who is the leader for each level of government?

Mayor	Governor	President
--------------	-----------------	------------------

Bonus Question: Are there any other levels of government that you can identify?

County, Indian (Tribal Councils)

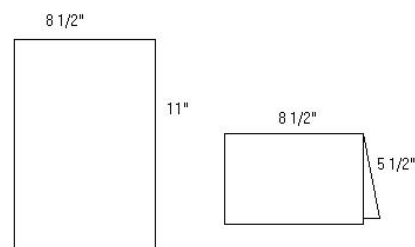
Burrito Book Directions for Levels of Government Book

Materials for each student:

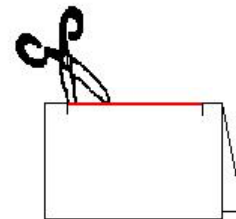
- 2 sheets of 8 1/2" x 11" paper
- pair of scissors
- ruler

Directions:


1. Put papers together vertically.
2. Fold the sheets of paper in half, top to bottom



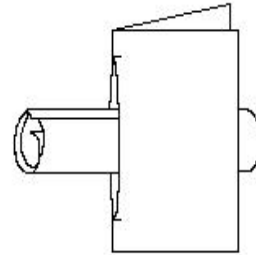
3. Separate the outside paper from the other folded sheet and put the crease at the top. Measure 1" from the left and 1" from the right side along the crease and mark with a pencil.
4. Place scissors at 1" mark and cut off the very edge of the fold, stopping at the other 1" mark (important: only remove a *sliver* of paper). Set this paper aside.



5. On the other sheet of paper again measure and mark 1" from the right and left sides along the crease.
6. Place scissors on edge of paper on the crease and cut from the edge of the paper to the 1" mark on both sides.



7. Unfold this paper and roll it up horizontally (the cuts will be in the center of the roll).
8. Insert this roll halfway into the slit in the first sheet. Unroll the papers so that the cuts fit together. Fold the paper. This should make a book with 8 pages.



YouTube video:

http://www.teachertube.com/viewVideo.php?video_id=218051

Scoring Guide for Burrito Book

Page 1 is the Title page (5 pts)

At the top of the paper, write your name and date.

Write **The Three Levels of Government** in the middle.

Draw a picture showing something you have learned about government below the title.

Pages 2 and 3 is about Local Government (10 pts)

Page 2: At the top of the page write **Local Government**. Then write the name of your city below Local Government.

Page 3: Write 2 sentences telling what your city government does. Write 1 sentence telling what the leader of your city government is called.

Pages 4 and 5 is about State Government (10 pts)

Page 4: At the top of the page write **State Government**. Then write the name of your state below State Government.

Page 5: Write 2 sentences telling what your state government does. Write 1 sentence telling what the leader of your state government is called.

Pages 6 and 7 is about Federal Government (10 pts)

Page 6: At the top of the page write **Federal Government**. Then write the name of your country below Federal Government.

Page 7: Write 2 sentences telling what your federal government does. Write 1 sentence telling what the leader of your federal government is called.

Page 8 is the map of the USA (5 pts)

Page 8 Use your large map and draw a small map of your country. Label the map with the name of your country, state, and city.

Name _____

Scoring Guide for Burrito Book

Requirements	My Score
<p>Page 1 is the Title page (5 pts) At the top of the paper, write your name and date. Write The Three Levels of Government in the middle. Draw a picture showing something you have learned about government below the title.</p>	
<p>Pages 2 and 3 is about Local Government (10 pts) Page 2: At the top of the page write Local Government. Then write the name of your city below Local Government. Page 3: Write 2 sentences telling what your city government does. Write 1 sentence telling what the leader of your city government is called.</p>	
<p>Pages 4 and 5 is about State Government (10 pts) Page 4: At the top of the page write State Government. Then write the name of your state below State Government. Page 5: Write 2 sentences telling what your state government does. Write 1 sentence telling what the leader of your state government is called.</p>	
<p>Pages 6 and 7 is about Federal Government (10 pts) Page 6: At the top of the page write Federal Government. Then write the name of your country below Federal Government. Page 7: Write 2 sentences telling what your federal government does. Write 1 sentence telling what the leader of your federal government is called.</p>	
<p>Page 8 is the map of the United States (5 pts) Page 8 Use your large map and draw a small map of your country. Label the map with the name of your country, state, and city.</p>	
<p>Total Score</p>	