







TOADS Arrows




TOADS Elements and Questions

T	Title	What is the title or the name of the map?
O	Orientation	A map can help you find north, south, east, and west. Does the map have a compass rose? 
A	Author	Who made the map?
D	Date	When was the map made?
S	Symbol	What do the small pictures on the map represent?



Name _____ TOADS Notetaking Worksheet

T		This is the name of the map.
O		This shows you north, south, east, and west on a map. It might be a compass rose. 
A		This tells you who made the map.
D		This tells you when the map was made.
S		These are the small pictures on the map that mean something.



Name _____ **TOADS Test**

Using the map provided, find this information.

Title: Write the title (or name) of the map below.

Orientation: Does the map have a compass rose? YES or NO
If it does, draw the compass rose below.

Author: Who created this map? Write the author's name below.

Date: Find the map's date and write it below.

Symbol: Does the map have one or more symbols? YES or NO
Draw one symbol below.



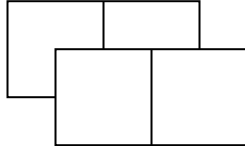
TOADS Student Dictionary Pages Directions

1. Fold (and cut) two regular 8 X 11 sheet of paper into half (hamburger fold)

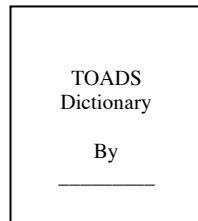
Fold on line, then cut.



2. Place each paper on top of each other and fold into small booklets. (dictionaries)



3. Label the front page with student's name and the title TOADS Dictionary.



4. Label each page with one of the words from the TOADS acronym; Title, Orientation, Author, Date, and Symbol. Leave room on the rest of each page for the students to write the definition and create an illustration.